


PROGRAMMABLE CONTROLLERS  
**MELSEC-F**
**FX2NC-100MPCB/FX2NC-100BPCB/FX2NC-10BPCB1**
**POWER SUPPLY CABLE**
**USER'S GUIDE**
**Introduction**


FX2NC-100MPCB/FX2NC-100BPCB/FX2NC-10BPCB1 power supply cable is a cable to supply the power supply (24V DC) to the main unit and input extension block of the FX2NC series programmable controller.

**Product composition**

<FX2NC-100MPCB> Power supply cable for main unit 1m (34.37 inch)



<FX2NC-100BPCB> Power supply cable for input extension block 1m (34.37 inch)

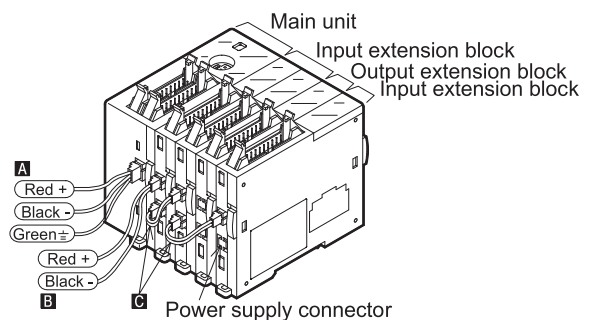


<FX2NC-10BPCB1> Power supply extending cable for input extension block 0.1m (3.44 inch)

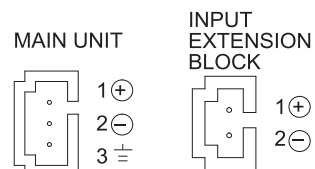

**Connection procedure**

There is a power supply connector in the main unit and input extension block of the FX2NC series programmable controller, and each connector supplies the power supply.

- A: FX2NC-100MPCB power supply cable and a main unit are connected as shown in the diagram.
- B: The input extension block which is the nearest to the main unit uses FX2NC-100BPCB power supply cable.
- C: Each input extension block after this extends by the FX2NC-10BPCB1 power supply cable. This extending cable can be used to wire from previous input extension blocks. Both upper lower power supply connectors of the input extension block can be connected. This cable can be used to jump up to 4 16point output extension blocks when more than 4 output blocks are used then cable B can be used in the next input extension block.



Pin number of sequencer side connector



Please refer to the HARDWARE MANUAL packed up together into the main unit for the specification of the power supply and wiring for power supply.